

Wiring Diagram for Mach 460 Mods


12V DC (GRY / PUR)

Ground lead (BLK / GRN)

Not used

PIE adapter connector

Mach 460 J3 connector



SSV lead with bullet connector on one end



Mach 460 ground lug



Mach 460 J3 receptacle

Ground lead




To pin 9 of Mach 460 J1 connector (12V DC)




Bullet receptacle for SSV signal on wire from pin 9 of J3 connector



12V DC PIE adapter connection to tap on wire from pin 9 of OEM Mach 460 J1 connector



Obligatory shot of PCM wiring spaghetti



*Mach 460 SSV circuit tap on WHT/ORG wire
from pin 68 of PCM harness connector
(vehicle speed sensor signal)*

PCM wiring harness modification complete and ready to button up

